



That's Not My Easter Egg!

A sensory egg hunt
designed by Lorna Holmes

Suggested props
(but use anything eggy-like)



Either put each object in a separate bag or box or just use one bag and change each item after 'discovering' the previous one.


'This is my story, yours will depend on your props.'

Today we're going on an egg hunt. What's in the bag?

(place hand in bag and find the paperweight)

What's this?

(look at the colour of the paperweight.
Shine a torch on it to **see** it make
patterns, feel it's texture)



It looks lovely but that's not my egg!

Today we're going on an egg hunt.

What's in the bag?

(place hand in bag and find the egg timer)

What's this?

(wind it up and **hear** it ticking)



It sounds interesting but - that's not my egg!

Today we're going on an egg hunt.

What's in the bag?

(place hand in bag and find the orange)



What's this?

(look at the colour of the orange, feel it's texture, smell it!)

Mmmm, it smells wonderful but- that's not my egg!

Today we're going on an egg hunt.

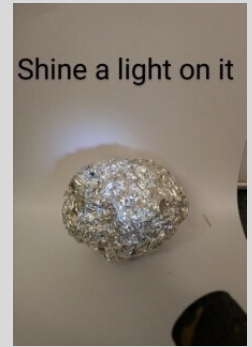
What's in the bag?

(place hand in bag and find the tin foil egg)

What's this?

(feel it's bumpy, crinkly texture)

Wow, it feels amazing - but it's not my egg!



Today we're going on an egg hunt.

What's in the bag?

(place hand in bag and find the chocolate egg)

What's this?



It looks like my egg, it sounds like my egg being unwrapped,
it smells like my egg, it feels like my egg, it tastes like my egg -
that is my egg!



Remember - you can also hide the objects in different rooms too, get the family to join in.